

Me "then"...



Monty Moose's 2000/01 Adventure

Hello everyone!

This is my story of my trip to visit a famous author in New York State, USA... Jean Armour Polly, otherwise known as "Net Mom"!

But maybe you don't know me... I'm from Canada and my name is Monty Moose. I am very special (of course!) because I was the very first Stuffie in Mrs. Boekhout's class to go on a "Stuffie Exchange" to another classroom across the world.

I've been all the way to Mooloolaba, Australia... can you believe it??? If you can't, then you had better go see my Aussie photos on this website!

...Me "now"



How did I get to meet "Net Mom"? Actually, SHE found ME! As a matter of fact, this website appears in her latest book, "Internet Kids & Family Yellow Pages"! She was so excited about our Classroom Program that she asked if one of the Canadian Stuffies would like to come visit her! I put up my hoof right away!!!

I'm just on my way to the airplane now (March 1, 2001) so please bookmark this page and keep checking back to see new photos!

xox

Monty Moose



Here's where you can read about Net Mom and her book.

[Home \(netmom.com\)](http://netmom.com)



Before I took off, all the children posed for a picture to go in my Diary. Here's another photo they took... me and some of my Stuffie pals at school! There's StrawBEARy Bear, Little Bob, Timber Wolf, Buttons and Buttons Jr., and Mufasa Lion (who is visiting the classroom from South Africa).



I took a little time to help out with some classroom jobs like calendar. Then I had to take a few minutes to e-mail some of my friends and let them know I was heading out of town for a couple months.



Dear everyone:

I finally got here (Syracuse, New York) and boy, was I glad to be let out of my big brown envelope. It was getting kind of "stuffy" for this "stuffie," believe me! I had fun on the way here though. I tried to remember the names of all the provinces and territories and all the capitals. I always get stuck on Nunavut! When I got tired of doing that I read some of the books Mrs. Boekhout put in the bag with me. I learned a lot about Moose! When I got here, Mrs Polly knew immediately that it was me, so she got her son to take a picture. Check out all the snow!

Then I went inside the house, my new home for the next couple of months. I know I am going to have a lot of fun here! Right away I met one of the cats. This one is named Kukui (coo COO ee). Mrs. Polly says the name has something to do with a special tree in Hawaii, and the nuts from this tree are the same color as the cat. Mrs Polly says you could click on these URLs to learn more about the Kukui tree.

<https://www.manoaheritagecenter.org/moolelo/polynesian-introduction-plants/kukui-candlenut-tree/>

[Hawaiian Kukui Nut Lei \(hawaiianceremonies.com\)](http://hawaiianceremonies.com)

Anyway, the next picture is when Kukui gave me a welcome kiss!!!





Then I looked out into the back yard. There is a LOT of snow here!

So far Mrs. Polly says they have had more than 170 inches of snow this winter. Not all at the same time of course! Well I didn't know if that was a lot or not, since I don't know anything about inches. Mrs. Polly knew how to convert it so I would understand it. It's about 427 centimeters. WOW! They measure temperature in an odd way too. They use Fahrenheit degrees instead of the Celsius. So here, Mrs Polly says it was kind of springlike, despite the snow, about 40 degrees F. But REALLY it was about 4 degrees C. I hope I can figure it out!

They have an anole lizard here, so I had to check him out too.



Finally there is a picture of me typing this letter. Mrs Polly uses a trackball and I couldn't do everything at once. Luckily my new pal Mini Moose operated the trackball for me while I typed!!! Well, I am going to get some rest. Bye for now!! Love, Monty

PS Mrs Polly really loved all your letters and drawings!!



By the way, Mrs. Polly's son Steve had two days off from school this week because of the big snow. Here are some photos of Steve measuring the snow-fall!! Steve measures 20 inches in the front yard. (50 centimeters or so? Over MY head, anyway!)

I was really excited to get mail from home! I am so glad you are thinking of me because I am thinking about you. Of COURSE I miss all of you and all the fun we have in class (gee, those rockets you made sound wonderful!) That's not to say I am not having loads of good times here. The Pollys made me some skis and took me skiing in the back yard today!

There's one of me in my COOL blue sunglasses and skis. I had a little trouble at first (snow is so...slippery) but I finally got it. Can you see the little black kitty watching me as I make it all the way to the bottom of the slope? (Her name is Pearl.)

I also tried out sledding, but it's really hard to steer around all the cats, so then I made a snow angel.



Look really closely and you can see my hoof prints in the snow and also the prints left by my beautiful antlers!





After all that excitement I got pretty tired so they took me inside and we all had cocoa and Girl Scout Cookies. Notice my moose mug! I slurped every drop of hot chocolate from the bottom of the cup.
OOPS-- I got marshmallow on my nose!

To answer the questions that you sent me:

How are you doing? Great! I think I might even have grown a little taller. :-)

Are you behaving yourself? What do YOU think? :-)

Are you having fun? Definitely yes, but I miss everyone.

Remember --every time you're thinking of the moose, the moose is thinking of you!

We made some spaceships out of pop bottles. Save one for me to see!

We saw you had a lot of snow in the photos. How tall is the snow right now?


It snowed again today. The Pollys are always shovelling! I'll try to measure it again tomorrow.

Have you made a snow angel yet? Did you make a snowman, or maybe a snow moose? Did Mrs.

Polly get to make a nice big snow lady? How many snow people or snow animals did you make all together?

We did make a snow angel for all of you to see. No snow people yet.

How much did you like seeing the deer? Those deer are always in the front yard eating the bird seed. It makes the birds grumpy!! Here is another picture of me looking at them this morning. Can you see my antlers? I think they are going to start ringing the doorbell when the bird feeder is empty.



More questions and comments...

Geordon says that we have anoles here too. Do you have mealworms and crickets to feed it? Mrs Polly feeds the anole crickets, and he eats little beetle larva.


Stephanie G. says she really liked the postcard with the colourful bird on it. That's a bluebird, which is the state bird of New York. The funny thing is, Mrs. Polly says they are hard to find, and rare to see!

Nick's favourite was the picture which shows the deer. Nick should be here, he'd see deer all the time!!!!

Another favourite was the pictures of Syracuse, N.Y. Did you see the Carrier Dome? All the football games are held indoors! Mrs Polly says when the weather gets better we'll go on a few trips around the area so I can see the sites. I will be sure to tell you EVERYTHING!

We loved the photos of all the kitties. That black cat by the tree was nice. We liked the picture of the cat that kissed Monty! Did Monty kiss the cat back? ICK- the cat's breath smelled like cat food!!! However, I was polite and gave her the teeniest of moose kisses back.

We hope you have a good flight to Switzerland. We looked up Switzerland on the map. It's pretty small. It's near Slovakia, where Oliver's parents come from! We learned about Christmas around the world and we made flags of lots of different countries. Switzerland had a red cross on it.



That's almost right- Switzerland's flag has a white cross on a red flag. BUT the RED CROSS organization was founded in Switzerland in 1859. The Red Cross took as its emblem the RED CROSS on a white flag. Cool, huh? I learned that reading one of Mrs. Polly's Swiss tourist books. Here is some information about where we're going to be staying in Geneva, Switzerland.

<https://www.hilton.com/en/hotels/gvacchi-hilton-geneva-hotel-and-conference-centre/>

:-) I hope I get a king-sized bed!!!!

Love, Monty

PS Mrs Polly is going to take me grocery shopping soon. Is there anything you'd like for me to look for? I wonder if they have the same kinds of fruits and vegetables and products here. I hope they have the same kind of chocolate--but I can't remember the name of the kinds I like--can you help me?

Dear Mrs. Boekhout and all my friends back home-- sorry I haven't written for a couple weeks. I was busy on my trip to Geneva, Switzerland, among other things!



I hope this letter makes up for it, because it's all about my first trip to Washington, DC. Mrs. Polly took me along on a one-day and one night business trip, so I only go to go to one place: the National Air and Space Museum. But don't worry. Later this week I get to go to Washington, DC again and this time we are staying for several days so we will be able to see more things.

The web site for the National Air & Space Museum is here
<http://www.nasm.si.edu/>

We went with a very nice lady, Mrs. Carmee Lim, who came all the way from Singapore! See if you can find it on a globe. Mrs. Lim runs an organization called Parents Advisory Group on the Internet. She teaches families how to use the Internet safely.

Here is a picture of us both in front of a model of the Space Shuttle! And here's more info on it.

https://www.nasa.gov/mission_pages/shuttle/main/index.html

From there we took a trip to the Moon! Well, not really. Here's a photo of me next to a full size copy of the Apollo Lunar Module. These were used to explore the Moon in flights during the years 1969-1972. There's also a picture of more of the exhibit, but I'm riding in Mrs. Polly's backpack for that one so you can't see me. Find out more about this exhibit here.

<https://www.nasa.gov/feature/50-years-ago-the-apollo-lunar-module>





AND

here's a photo of me next to a REAL MOON ROCK. It's made of basalt (I did not see any ba-pepper anywhere--ha ha!) and was collected from the Moon in 1972. It is nearly FOUR BILLION YEARS OLD.

I was pretty excited to touch it with my hoof. Do you think this makes me the FIRST MOOSE ON THE MOON?

You can find out lots more about the touchable Moon rock here

<https://www.nasa.gov/topics/nasalife/features/moonrock.html>

I also got to stand next to a copy of the Mars Viking lander. In 1976, its twin became the first spacecraft to operate on Mars.

<https://mars.nasa.gov/mars-exploration/missions/viking-1-2/>

Here are some pictures taken from that first Mars landing.

https://www.nasa.gov/multimedia/imagegallery/image_feature_910.html

We waited in line to see a life-size model of Skylab, the manned space station which was abandoned in 1974. It re-entered the earth's atmosphere in 1979.

<https://www.nasa.gov/feature/50-years-ago-second-skylab-crew-begins-record-breaking-mission>

Here are some of the rockets on display nearby.





We then went into the gift shop to get a souvenir pin (I have quite a collection I'm bringing back with me!!) and I stopped to talk to some stuffies. See the HAND in the left side of the picture? Some kids came over and said "Look at the cute moose! Is it for sale?"

I am glad to be back in my warm bed at Pollywood farm. Guess what! Today was Easter and my friend MiniMoose and I played outdoors for a while. Here are some of the crocuses we found in the front yard. But Mrs. Polly saved me. Whew! That was CLOSE!!!



The Pollys always have an Easter egg hunt, and guess what-- one of the eggs was hidden in my stuffie bag with me! The clue was "My, what big antlers you have!" Stephen guessed it right away! Here is a picture of me next to a pretty egg tree. There are ribbons and white rabbits on the tree. My other buddy, Kukui, is in the picture too. (I think she LIKES me!)

I hope everyone is having fun there! I will be coming home before you know it!
Love, Monty

Monty's "New Buddy" Page Hey everyone... you know how exciting it is to meet someone famous... well here's where I get to do a little "bragging" about my new special friends!



First of all, here's Kathy Schrock having a little chit-chat with me about her website. I guess she wanted a few tips about moose websites! Did you know that Kathy has created one of the most respected teacher resources in the world? ...and she is always adding new stuff so that teachers and their students can have a great time in school!

Check out her fabulous website: Kathy Schrock's Guide for Educators (This is her new website.) <https://www.schrockguide.net/>

Another exciting person I got to meet was William Belsey. He won the Prime Minister's award for Teaching Excellence, the Roy C. Hill award, and lots of other awards too! Bill started the very first school

website in the Canadian North, https://billbelsey.com/?page_id=183 and now it's world famous! He has a great website on cyberbullying <https://cyberbullying.ca/> and has done lots of other special educational projects too! My favourite is his Inukshuk website... I loved his online game where I got to build an inukshuk myself!

(If you don't know what an Inukshuk is, you should visit the website, but I'll give you one little hint... the Inuit use stones to build something that looks like a person and is meant to tell you something important [Inuksuk \(Inukshuk\) | The Canadian Encyclopedia](#)

But I have to tell you, my best new friend is still Mrs. Polly, (that's Mrs. Polly on the right) because she took me all over the place with her and didn't even worry about people staring at a lady with a moose! (I am quite a good looking moose, you know!) She made sure that everyone in her family welcomed me like a long lost cousin. Her son, Steven, has been a great pal and the cats have been... well... YOU know how cats are! Mrs. Polly made me feel all at home by introducing me to Mini Moose and she ALWAYS made sure that I got the royal treatment wherever we went. Thanks Mrs. Polly! xoxox

You can find out lots about Mrs. Polly (and her Internet book too!) at Net Mom's Website Love, Monty



abchI Everyone!

My second trip to Washington, District of Columbia (D.C.) was on April 19-22. Mrs. Polly was working with the Cable and Wireless International Childnet Awards folks. <http://www.childnet-int.org/> Gee, did we have a great time- AND I got to see more of the sites!

Here's ME in front of the Washington Monument. It's really a lot taller than I am, but in this picture we look the same size!!! It's really 555 feet (169+ meters).

By the way, you can find all sorts of statistics about these monuments at the official National Parks Service site. Pictures of the monuments, and more information about them:

[Monuments - Monuments & Memorials \(U.S. National Park Service\) \(nps.gov\)](http://www.nps.gov/monuments)



A cool thing we did was try out the paddle boats in the Tidal Basin by the Jefferson Memorial. Here's me, Mrs. Polly, and William Belsey.

My legs and hooves were too short to reach the pedals, so I let the other two propel us around.



Here's Mr Polly and Stephen navigating towards the Jefferson Memorial. Jefferson was the third American President, and he's credited with writing the Declaration of Independence, among other famous documents.



You can just see his huge statue in the wide shot of the memorial. Jefferson is on the U.S. \$2 bill (hard to find, you almost never see them in circulation) [United States two-dollar bill - Wikipedia](#) and on the Jefferson nickel, five cent piece.

We also saw the Lincoln Memorial, pictured on the back of U.S pennies.

[Kids | U.S. Mint for Kids \(usmint.gov\)](#)

[Frequently Asked Questions \(pennies.org\)](#)

Abraham Lincoln himself is on the front of U.S Pennies. I will bring some back with me so you can see them yourself. I hear that if you have a magnifying glass, you can sort of see the statue inside the building! Lincoln and his Memorial are also on the U.S. \$5 bill

[History | Engraving & Printing \(bep.gov\)](#)



Speaking of money, here I am at the Bureau of Engraving and Printing. That's where they print U.S. dollars!! This wall chart shows you how many dollars tall I am (if you stacked up \$100 bills)



Nearby there was this nice flower bed with tulips in it.

Look at it carefully.

How do you think THIS happened?

Here's a picture of me in front of the U.S. Capitol building. That's where Congress meets to write the laws.

Mrs. Polly says she's sending me home later THIS WEEK.

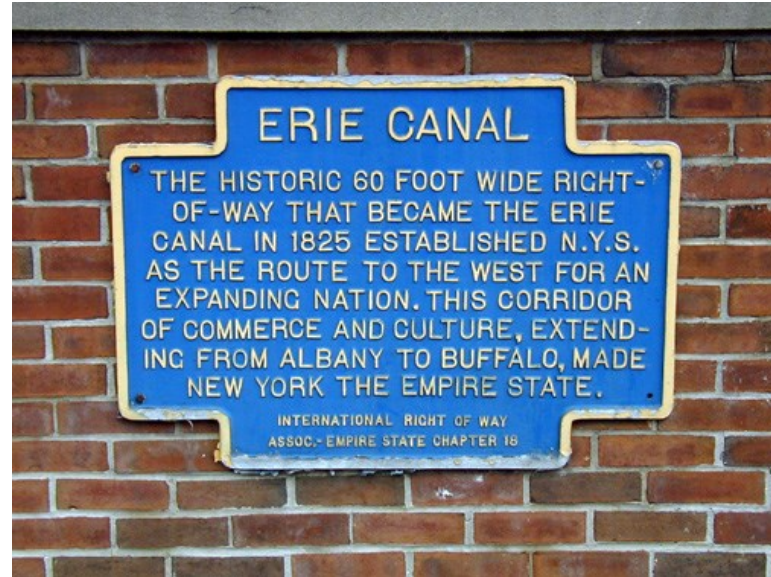
}=> do you think this looks like a smiling moose?

Love, Monty






Did you ever sing the song "I've got a mule and her name is Sal-- Fifteen miles on the Erie Canal" --well, I MET Sal herself, and here's a picture. <https://youtu.be/HcNJ2RMOd3U> She's looking across the street to a very unusual building. It's called the Weighlock Building, and the Erie Canal used to run right through it.



The Erie Canal was very important in the development of New York State. It was built in 1825 and provided a water route from "Albany to Buffalo"--which meant that cargo could go all the way from New York City to the Great Lakes of the Midwest.

Canal boats were charged a toll to travel through the canal. The amount they had to pay was based on the weight of their boats and cargo.

It makes me wonder... how do you weigh a boat?



Look at this model of the building. The canal boats floated behind the pillars, where there was a "lock" to hold back the water. (I'll tell you how locks work in the next message.) All the water was pumped out of that little piece of the canal, leaving the boat suspended on a special scale.

Here I am with the weighmaster. He's showing me how to figure out what to charge a canal boat. Let's go out and look at what's in the weighlock right now.

I'm sitting up on top of the back of the boat. Can you see the kid fishing behind me? There wasn't a lot to do while people travelled on the canal.



The boat's kitchen looks like this. Behind me is the toilet area; the curtain is pulled back so that you can see it. (Usually it's a private area!)





Here's a guy just staring out the window.

It's probably because he didn't want to take a nap in this very narrow and uncomfortable swinging bunk bed!



And here's the cookstove, but there wasn't any fire burning in it today



<h1>Pizza</h1> <h2>OUR OWN DOUGH & SAUCE RECIPE</h2> <h3>Ice Cream Menu</h3>					
Soft	Hard	Banana Split	Sundaes	Milkshakes	Flurries
		3.49	12 oz. 2.69 16 oz. 3.25	2.19	2.69
.99	1.09		HOT FUDGE	extra thick 2.69	M & M
1.29	1.59	Root Beer Float	STRAWBERRY	CHOCOLATE	REESES PIE
1.69	1.99	1.99	BUTTERSCOTCH	VANILLA	OREOS
2.09	2.39		PINEAPPLE	STRAWBERRY	BUTTERFIN
.25					SNICKER
.60					P-NUT BUTTE
.40					BUBBLE G
BYRNE SOFT-VANILLA, CHOCOLATE, TWIST-SOFT SERVE FAT FREE YOGURT/DOLEWHIP HERSEY HARD-VANILLA, CHOCOLATE, STRAWBERRY, MOOSE TRACKS COOKIE DOUGH, BUTTER PECAN, P-NUT BUTTER CUP, RASPBERRY YOGURT GREEN MINT CHIP, RAINBOW SHERBET, COFFEE FUDGE, ALMOND YOGURT					
PRICES DO NOT INC					

The museum also has loads of exhibits about things that were invented in Syracuse. When you buy new shoes, does the clerk measure your feet with a tool like this? It's called a Brannock Device and was invented right here!

On the way home we got ice cream. Guess what kind I got!!!
On the next message, I'll send photos of my visit to a real lock!!! Love, Monty



Dear Everyone- to continue my "eerie adventure"-- Mrs. Polly took me to see a real working lock on the Erie Canal. We visited Lock 23.

When my box gets there, see if you can find it on the map I'm bringing home.

Lock 23 got the 2001 Lock Award for being the prettiest, best-run lock this year.

What's the reason for a lock? Rivers and lakes are at different elevations along the Erie Canal route. If a lake is higher than the river it empties into, there will be a waterfall down into the river.

Boats can't go up OR down a waterfall, so they build a sort of boat elevator called a lock. The doors close behind the boat and water is pumped in or out of the lock to make the boat rise

or fall. The doors close behind the boat. The doors at the other end of the lock are already closed.





Now the operator works the special controls. He gave me a look at them.

Of course he didn't let me actually use the controls myself! They say right valve and left valve, and right and left gate. There's also a Red and Green traffic light so oncoming boat traffic can tell if the lock is open or closed in that direction.



Now the operator opens the east gates and the boats start to move out into the river and lake beyond.

There was a nice sign that told some facts about Lock 23. I hope you can read it! The lockmasters there were VERY nice and gave me special Erie Canal coloring books for all of you!

I'm going to send one more letter right before I leave, but right now I'm going to pack!!!

See you back at home SOON!

Love, Monty

(And that's the end of THIS adventure, but there will be more adventures to come!)

[!\[\]\(de95854c7ee024cfadc48187bbb781b2_img.jpg\) Back to Monty Moose](#)

